

Welcome to year 4!



Meet the team!

Y4G Mr Gooding (Year leader and class teacher)

Mrs Denford (Teaching Assistant)

Y4L Mrs Lancaster (Class Teacher)

Mrs Clyma (Teaching Assistant)

Y4W Mr Watson (Class Teacher)

Mrs Bond (Teaching Assistant)

Miss Ellis (Teaching Assistant)

Lifelong learners with open minds

We aim to ensure that all our pupils achieve their full potential and we have high expectations of our children in all aspects of their development.

As a whole school we are working hard this year on improving our children's positive learning behaviours. Our aim is to improve children's intrinsic motivation and help them to become more resilient and independent in their learning.

Rewards - Merit point system

At Harrison we award merit points for positive learning behaviour falling into the 4 strands of **Citizenship**, **Attitude to learning**, **Responsibility** and **Excellence**. Children collect merit points on their merit card or chart to work towards their bronze, silver, gold, platinum and head teacher's award certificates.

Attitude to learning

Resilience

Ask for help

Ask questions

Have a go!

Be determined

Responsibility

Be organised

Make good choices

Meet your targets

Excellence

Be honest

Take pride

Think for yourself

Be curious

Challenge

Be reliable

Solve problems

Cooperation

Aim high

CITIZENSHIP

Encouraging others

Showing respect

Looking after our environment

Being a good friend

Being kind

Using kind words

Showing good manners

Volunteering

Listening to others

Attendance

Regular attendance and punctuality are vital for good progress and we expect all children's attendance to be 97%. Attendance is shown as a percentage figure and we have detailed research below that shows how attendance, even at this early stage of education, affects outcomes for children at GCSE. We hope the tables below illustrate for you the importance of good attendance; this includes avoiding taking holidays during term time. If your child had less than 97% attendance, we would urge you to ensure their attendance improves this year.

How Attendance affects GCSE Achievement

% attendance	Percentage achieving 5 A*-C GCSEs
100 – 93.5%	74.3%
93.4 – 92.5%	60.4%
92.4 – 91.5%	53.1%
91.4 – 90%	44.6%
89.9 – 88%	34.7%
Less than 88%	26.7%

Lateness

Children can enter the school playground at 8:45am through the main playground gate and go straight into their classrooms where their class teachers will be waiting for them. Please ensure your child is in school on time.

The doors will be closed at 8.55 – children arriving after this time must enter via the main school office. Please note that our morning session begins as soon as the children are registered at 8.55 and children missing this time miss out on valuable curriculum time such as guided reading and spelling.

Daily timetable

8:45 – 9:25 Guided Reading

9:25 – 10:30 Maths

10:30 – 11:00 Break time

11:00 – 12:00 English

12:00 – 1:00 Lunch time

1:00 – 1:10 – Spelling

1:10 – 2:05 afternoon session 1 foundation lessons such as geography, history, art etc

2:05 – 2:50 afternoon session 2 including spellings and handwriting

2:50 – 3:10 Assembly

3:25 End of the day

This is what a typical day in Year 4 looks like.

School Uniform

We believe that children who take care and pride in the way they look also take pride in their work. The school encourages all pupils to identify with the school dress code as this engenders a sense of belonging. We ask for parental co-operation in ensuring that pupils are suitably dressed, and that high standards regarding school uniform will continue.

Please be aware that in line with our secondary feeder school, extreme hair styles are not encouraged. We would really appreciate your cooperation in this matter.

School uniform consists of:

- Grey/Black trousers, shorts, skirts or pinafore dresses
- Pale blue blouses, shirts or polo shirts
- Blue sweatshirts, cardigans and/or fleeces
- In summer children may wear blue and white candy stripe or gingham dresses
- Trainers preferably dark in colour (School shoes are not needed)
- On PE days children should come to school in their PE kit; plain navy, black or grey jogging bottoms, white t-shirts (No brands or logos please other than the school logo).

Jewellery

No jewellery, apart from watches and sleepers or studs in pierced ears only, should be worn to school. Jewellery should be removed for all physical education activities and the child must take responsibility for their possessions. We appreciate that this may be difficult for some children and so we recommend they leave earrings and watches at home on P.E. days. Smart watches can not be worn during PE sessions.

Make-up and Nail Varnish – is not permitted to be worn.

Home learning

Home learning each week will consist of:

- One piece of maths home learning. This will be a consolidation of what they have been learning in class.
- One curriculum piece (usually spelling or grammar related) which will link to another area of their learning.
- Times Tables practise on Times Table Rockstars
- Reading daily

The emphasis is on children self marking although we will be checking and setting verbal next steps and awarding merit points.

Break times

Healthy Eating

Fruit, vegetables, cheese, cream crackers or bread may be eaten at school break time.

Nut Allergies

Please note we have children with severe allergic reactions to nuts presently attending Harrison Primary School. We therefore ask all parents to ensure no nuts or nut products are included in lunch boxes or as break time snacks.

Reading

Although, there isn't a reading diary that goes home now that the children are in year 4, we would still expect the children to be reading daily – independently or to an adult. Please talk to your child about their reading regularly.

Children read daily in school and they will visit the library regularly to choose their own books. Some children will also bring home levelled reading books. Please ensure the books that children choose to read at home are challenging enough for them.



I can write instructions.

HOW TO DRAGON CAPTURE

Are you angry about the roars of a dragon over your rooftop? Do you think you can capture one? Then follow these steps to being a VIP! It would be easiest to capture "Midnight flyer" AKA Anan + I castaway monster (found in the Mountains of Snowtastic.) Be careful!

A great introduction Max! Good use of brackets

you will need

- Wool jumper and clothes,
- Boiling, hot ice proof armor,
- Flint and stone to start a fire,
- Lots of portions of poisoned ice cream,
- Steal, sharp sword and strong shield.

poisoned
poisoned
poisoned
poisoned
poisoned

CAPTURING THIS DRAGON

(Please note: to capture Midnight Flyer you would find him in a cave in the mountains of Ice-tastic) Great Max!

armor
armor
armor
armor

1. Armor yourself in warm, hard ice-proof armor. (This is for protection from Ice!)





Writing

This is what a secure piece of Year 4 writing looks like:

- Paragraphs
- Variety of sentence lengths and styles
- Handwriting joined and consistent size
- Most spellings correct
- Variety of punctuation

Maths

- Place value – children will understand the value of digits in numbers up to and including 4 digits.

1000's	100's	10's	1's
			

- Addition and subtraction – column method up to 4 digit numbers. These are the written methods that we teach in year 4

543	
698+	
<u>1241</u>	
11	

Exchange numbers underneath

Add units first

Remind pupils of place value e.g. 4 tens add 9 tens

$$\begin{array}{r} 3 \quad 1 \\ \cancel{4} \quad 2 \quad 7 \\ - 3 \quad 6 \quad 3 \\ \hline 6 \quad 4 \end{array}$$

Maths

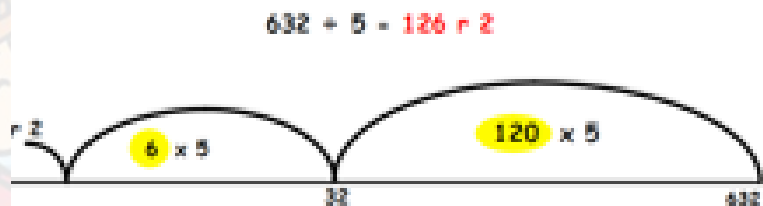
Multiplication – Children will use the grid method to multiply 2 digit and 3 digit numbers by 1 digit numbers or they will use the column method.

$$\begin{array}{r|c|c|c}
 & 100 & 20 & 3 \\
 \times & 5 & 5 & 5 \\
 \hline
 & 500 & 100 & 15 \\
 \hline
 \end{array}
 \quad \rightarrow \quad
 \begin{array}{r}
 500 \\
 + 100 \\
 + 15 \\
 \hline
 615
 \end{array}$$

$$123 \times 5$$

1st Step	2nd Step	3rd Step
$ \begin{array}{r} 123 \\ \times 5 \\ \hline 615 \end{array} $	$ \begin{array}{r} 123 \\ \times 5 \\ \hline 615 \end{array} $	$ \begin{array}{r} 123 \\ \times 5 \\ \hline 615 \end{array} $

Division – children will use the chunking method on a number line for dividing 2 digit or 3 digit numbers by 1 digit or they will use the bus stop method.



$186 \div 6 =$

	0	3	1
6	1	8	6

no groups of 6 can be made

3 x 6 = 18

1 x 6 = 6

Topics



Autumn Term

Florida

Anglo Saxons

Summer Term

Rivers



Spring Term

Vikings



Internet and E-safety

E safety continues to be a priority at Harrison and when the children are at home. This includes using: You Tube, Instagram, Facebook, Twitter, Tik Tok, email and gaming platforms.

The minimum age to open an account on Facebook, Twitter, Instagram, Pintrest, Tumblr, Kik and Snapchat is 13. You Tube requires account holders to be 18 but a 13 year old can sign up with a parent's permission.

Despite these clearly stated and published age restrictions, large and growing numbers of children 12 and under are using social media networks often with their parent's knowledge and consent.